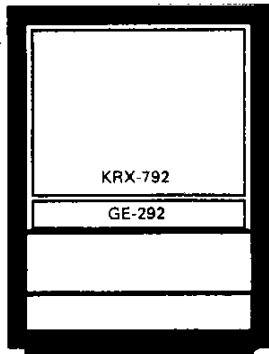


# KENWOOD

## SPECTRUM 317M SYSTEM CONNECTIONS

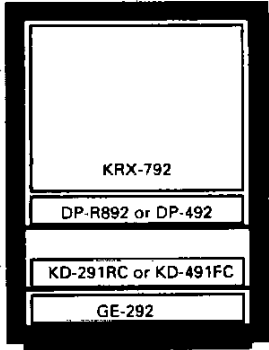
### Order of rack mounting

#### SPECTRUM 317M



Audio rack SRC-402

#### SPECTRUM 317M + CD player + Turntable

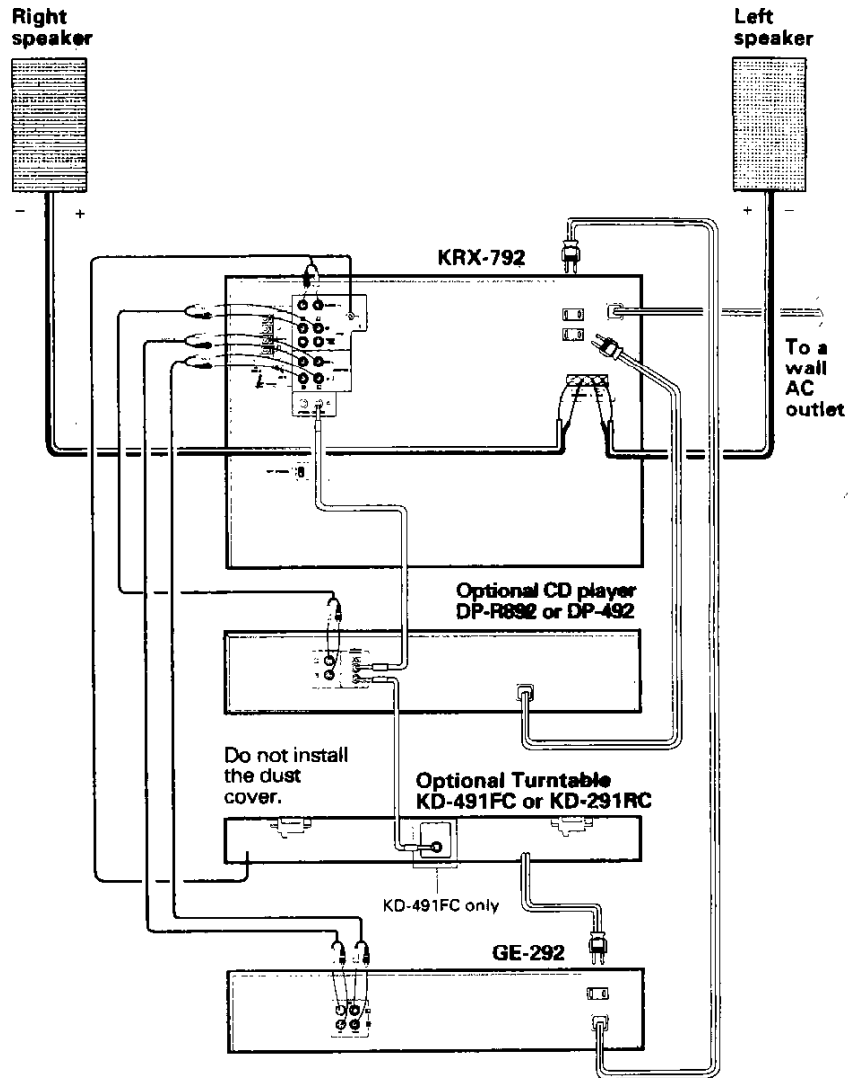


To insure the option performance from your new KENWOOD components, please follow these simple instructions.

1. Place the receiver on top of the other components. This will provide adequate ventilation and it will "anchor" the rest of the components.

- For the antenna connection to the tuner, refer to the instructions provided with the tuner.

This figure shows the SPECTRUM 317M equipped with optional CD player and turntable.



Be sure to insert the system control cord plugs fully into the SYSTEM CONTROL terminals.

